

ASP[®]

ORIGINAL
THE SEMI-PERMANENT NEEDLE

▶ Classic ▶ Gold ▶ Titanium



AURICULOTHERAPY
AURICULAR ACUPUNCTURE
BATTLEFIELD ACUPUNCTURE


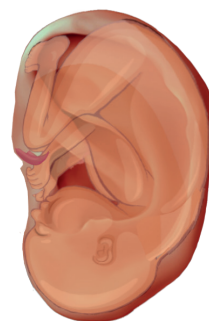
Sedatelec[®]
YOUR WAY OF CARE,
OUR QUALITY DEVICES



40 years of innovation and service dedicated to Auriculotherapy

Created by Dr Paul Nogier in the 50s, auriculotherapy highlights the correlations between certain pathologies and the sensitivity to pressure of specific points in the auricle.

It has been recognised since the 90s by the WHO. Today, the technique is practised around the world.



The ASP® Original semi-permanent needle, specially designed for treating the pathological points, was created and is still made in France by Sedatelec.

More than 40 years of daily use by a wide range of practitioners, hospitals and pain-treatment centres around the world.


From R&D to manufacture, including design and development, everything is Made in France.



CONÇU & FABRIQUÉ
EN FRANCE

ISO 13485-CE0123

ASP[®] ORIGINAL



Hypo-allergenic adhesive plasters provided in each box to protect the needle and make it easier to hold. They are manufactured with a micro-porous support and a hypo-allergenic adhesive body. Also comes separately, conditioning in 600- plaster boxes.

The ASP[®] original is a sterile device used to implant a small needle in the auricle. The ASP[®] needle provide the auricular point with a prolonged treatment effect. It can stay in place up to a maximum of 30 days.

The standard-setter in Auriculotherapy



LEGENDARY: Over 40 years of customer satisfaction.

EASY TO USE: Excellent hold between two fingers allowing for a rigorous insertion.

PRECISE: Essential for a perfectly calibrated puncture at the chosen point

SIMPLE: Quick use with a single-use applicator.

SECURE: Sterile single-unit packaging.

**Magnet solely on the ASP[®] Classic and Gold*

Choice of three metals



CLASSIC: Medical stainless-steel nickel-free needle, with stimulation magnet. This sterile, single-use needle has proven its effectiveness in more than 40 years of daily use.



GOLD: Medical stainless-steel needle covered with a film of 99.7%-pure gold, nickel-free with stimulation magnet. The ASP[®] Gold is best used for allergic patients.



TITANIUM: Massive, medical -grade titanium needle. This ASP[®] has maximum biocompatibility. It should be used to treat patients at risk: diabetics, immunodeficient patients or patients with multiple allergies. As it is non-magnetic, it can remain in place during an MRI examination.

Controlled french manufacturing



The ASP[®] device is produced by Sedatelec, in a clean room in accordance with the most rigorous standards.

It is sterilised by gamma ray radiation (expiry date 5 years) and withstands the test of time excellently.

CE 0123 marking.

The ASP[®] ORIGINAL has successfully passed all currently applicable biocompatibility tests.

Blister-packed in single units of 8 needles, it is tracked using its SKU code and QR code with a batch number and expiry date.

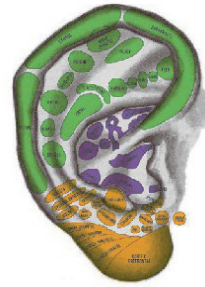
It must be stored out of the light and heat*.



**Prior to any use, carefully read the user guide.*

Effective therapy

Auriculotherapy stimulates the points or zones of the auricle to re-establish the physiological balance of the disturbed organs or systems. Its efficiency is due to the very dense innervations of the pinna (ortho-sympathetic, para-sympathetic and trigeminal system) and the presence of numerous connections with the central nervous system.



Acute or chronic pain:

- Musculoskeletal disorders, in particular spine and limb pain
- Neuralgia, rheumatism pain without biological alteration
- Migraines
- Dental pain

Mental disorders:

- Psycho-emotional disorders (depression, distress, dizziness, etc.)
- Post-traumatic stress
- Sleep disorders
- Decreased libido

Chronic functional disorders :

- Addictions (alcohol, tobacco, etc.)
- Obesity, eating disorders
- Tinnitus, scarring

Extended
effect

Immediate
action

Usage recommendations for the ASP® Original*:

1. Disinfect the patient's ear using 70% alcohol and wait 30 seconds for it to evaporate.
2. Check that the blister pack is intact, then remove the injector from its packaging.
3. Position the tip of the injector on the point to be treated; Have the patient hold his breath and press perpendicular to the surface of the skin. The characteristic "click" indicates that the ASP® is correctly in place.
4. Protect the needle with the hypo-allergenic adhesive plaster provided.
5. The tip of the ASP® Classic and Gold injector has a bi-polar magnet specially designed to periodically reactivate the effect of the inserted needle. The patient can be given the injector and magnet for this purpose.
6. The needle usually falls out by itself after a few days, but it can be removed at any time using a small set of pliers.

**After medical diagnostic; please read the user manual carefully.*

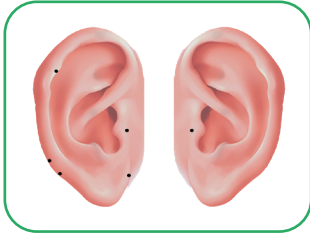
Contraindications: cutaneous problems and patients with prosthetic heart valves.

Precautions: pregnant women, haemophiliacs, patients undergoing anticoagulant treatment and diabetics.

indications

A few protocols with the ASP®*

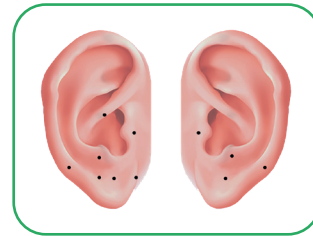
Anti-smoking treatment



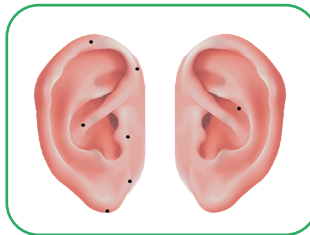
- 2 bilaterally on the O' point
- 1 on the aggressivity point
- 1 on the decussation point on the right
- 1 on the cervical plexus point on the right
- 1 on the Darwin point on the right

- 1 on the O point on the right
- 2 bilaterally on the O' point
- 1 on epiphysis point on the right
- 2 bilaterally on the medulla oblongata points
- 2 bilaterally on the hypothalamus points
- 1 on the aggressivity point
- 2 bilaterally on the master sensory points

Sleep disorders

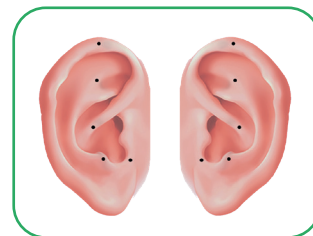


Hyperactivity ADHD



- 1 on the allergy point
- 1 on the liver point
- 1 on the pancreas point
- 1 on the aggressivity point
- 1 on the O' point
- 1 on the R point
- 1 on the pre-frontal point

Chronic pain



- Battlefield Acupuncture protocol, alternating on each ear
- 1 on the cingulate gyrus point
 - 1 on the thalamus point
 - 1 on the omega 2 point
 - 1 on the Shen Men point
 - 1 on the O' point

* According to Dr R. Nogier; Y. Rouxville or Dr R. Niemtzow

The benefits of Auriculotherapy

– Neuropathic pain linked to an injury to the spinal cord

According to the study "Auricular acupuncture for spinal cord injury related neuropathic pain: a pilot controlled clinical trial", by Irene Estores et al.

Weekly insertion of ASP Gold in 5 auricular points (anterior cingulate, thalamus, omega-2, Shen Men, zero point), in both ears of 12 patients.

After 8 weeks of this Battlefield Acupuncture protocol, the patients observed a clinically-significant reduction in pain (on average 36%).

– Analgesic effect for the cancer-related pain

According to the study "Analgesic effect of auricular acupuncture for cancer pain: a randomized, blind, controlled trial", by Dr Alimi et al.

Completion of 2 auricular acupuncture sessions on 30 patients suffering from cancer-related pain, in addition to their regular antalgic treatment.

36% decrease in pain after 2 months, while the placebo group had a decrease of 2%.

– Migraine management in children

According to the study "Auricular Acupuncture for the Treatment of Paediatric Migraines in the Emergency Department", by Graff D, McDonald M.

Insertion of ASP Gold in 17 patients aged from 8 to 18 years, after electrical detection of the points in the ear, on the 2 migraine lines.

The average variation of the VAS scores was clinically and statistically significant. All of the subjects showed an improvement or termination of the migraine headaches.

– Decreased stress or anxiety

According to the study "Auriculotherapy to reduce anxiety and pain in nursing professionals: a randomized clinical trial", by Leonice Fumiko Sato Kurebayashi et al.

Insertion of semi-permanent needles in 34 nursing personnel, twice per week for 5 weeks. After locating with a pressure feeler the points Shen Men, tranquillising, thalamus, autonomous system or the sympathetic, and the 0 point, insertion of 5 needles per session. The needles were removed after 2 days.

Treatment with needles significantly reduced the levels of anxiety, with a Cohen index of 1.08.

– Acute sore throat

According to the study "Ear Acupuncture for Acute Sore Throat: A Randomized Controlled Trial" by David A. Moss et al.

Insertion of 1 to 5 ASP Gold per ear on the cingulate gyrus, thalamus, omega 2, 0, and Shen Men points, according to the patient's improvement.

Compared to the habitual treatment, over 24 hrs, this Battlefield Acupuncture protocol in addition to the standard treatment significantly reduced the throat soreness (1.9 vs 4.1 after 24 hrs), and decreased the use of analgesics (1.4 vs 2.6 after 24 hrs).

No undesirable or negative effect was observed.

Conditioning adapted to your needs, in 8, 80 or 200 needles.

Each box contains the protective adhesive plasters and a user's guide.



In 2013, the National Institute of Health and Medical research (INSERM) published a report evaluating the effectiveness of auriculotherapy. Out of the 42 clinical trials analysed, they recognized intra-operative pain and pre-operative anxiety as interesting indications.

To find out more about our ASP®, ask for your TEST-BOX.

distributor stamp

CE 0123
Made in France



Chemin des Mûriers • F-69540 Irigny (Lyon) • France
Tel: +33 (0) 472 663 322 / Fax : +33 (0) 478 508 903
contact@sedatelec.com • www.sedatelec.com