

# premio 20 DT

electrical detection and stimulation



---

AURICULOTHERAPY

---

ACUPUNCTURE

---

REFLEXOLOGY

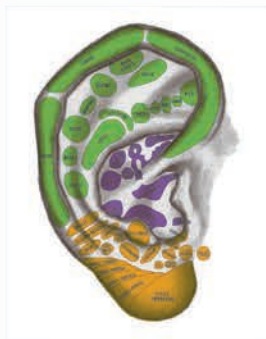
---

**Sedatelec**<sup>®</sup>  
YOUR WAY OF CARE,  
OUR QUALITY DEVICES



## 40 years of innovation and services dedicated to Auriculotherapy

Created by **Dr. Paul Nogier** in the 1950s, auriculotherapy has been recognised since the 1990s by the WHO. This technique is now practiced throughout the world.



**The ASP® Original** or Semi-Permanent Needle has been created and manufactured in France by Sedatelec in collaboration with Dr. Nogier.

From R&D, through design and development, to manufacture everything is **“Made in France”**.

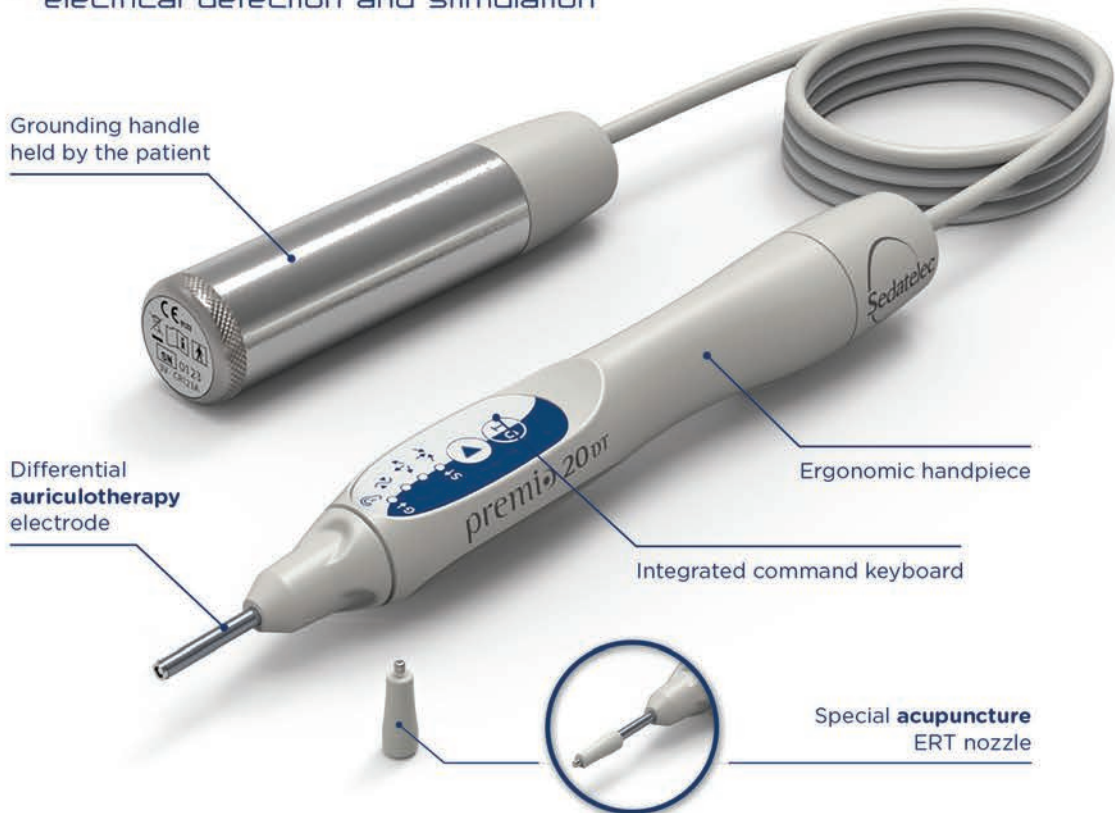
Sedatelec guarantees its products for 2 years and provides after-sales services from its premises in Lyon for up to 10 years after sales have been discontinued.

ISO 13485  
CE0123



# premi<sup>o</sup> 20<sup>DT</sup>

electrical detection and stimulation



**Sedatelec** was the original developer of the first auricular point detectors (Diascope®, Servoscope®, Agiscop®) and has concentrated all of its skills and expertise in the production of a new generation, with the **Premio 20**.

## Revolutionary design

- PRACTICAL:** no cable or accessory part to install
- ERGONOMIC:** the first device with direct reading from the ear
- ACCURATE:** 9 level differential detection with LED display
- INNOVATIVE:** frequency wobulation in stimulation mode between 1 and 100 Hz
- SIMPLE:** audible trigger threshold adjustment
- COMFORTABLE:** automatic adaptation of stimulation intensity

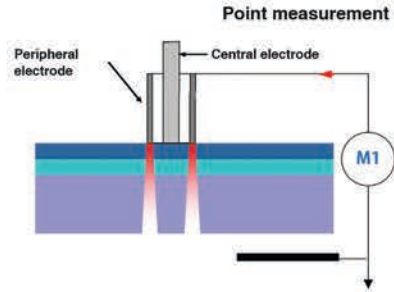


## Detection

- Sufficiently low measurement current not to interfere with the point.
- Constant measurement electrode pressure on the epidermis.
- **Highly accurate** differential detection system (point and environment).
- Low (Gold) or high (Silver) impedance detection possible.
- **Adjustable audible trigger threshold.**
- Continuous measurement display on **9 levels**.
- A grounding handle held by the patient which isolates the practitioner from the measurement circuit.

### Differential detection

#### Measurement of the point environment



### 3 levels of led light indication



Slow flashing



Rapid Flashing



Fixed light

Automatic setting of the audible trigger threshold through measurement of the «0» point

D VERSION

DT VERSION





## Stimulation

- **Without taking your eyes** off the point detected, simply pressing on the «D/T» button triggers stimulation by scanning the 7 Nogier\* frequencies (1.14 Hz included).
- **Automatic adaptation** of stimulation intensity: no pain or burning sensation.
- Emission of a soft and fast «BLEEP» indicating to both patient and therapist that the stimulation is ongoing.
- Duration time set by a louder «BLEEP» every 30 seconds: average time required to incapacitate the point.
- Pressing again on «D/T» restarts detection without taking your eyes off the ear which is being investigated.

\*The Nogier frequencies are not recognised by Health Canada.



auriculotherapy



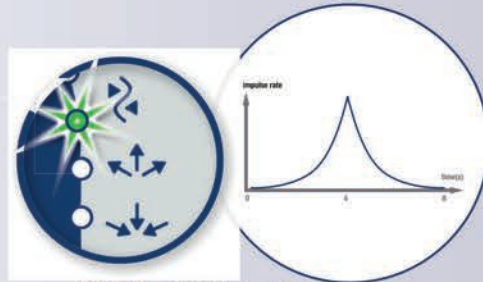
## Detection

- **Downward measurement** of the impedance point.
- Special «Body» **ERT nozzle** with soft tip for perfect sliding.
- Progressive diode lighting proportional to the measurement.
- Direct instantaneous reading of the measurement on the stylet confirmed by an «Audible BLEEP».
- **Memorisation of the skin point** detected with the lowest impedance.
- **Reliability:** grounding handle held by the patient isolates the practitioner from the measurement circuit.



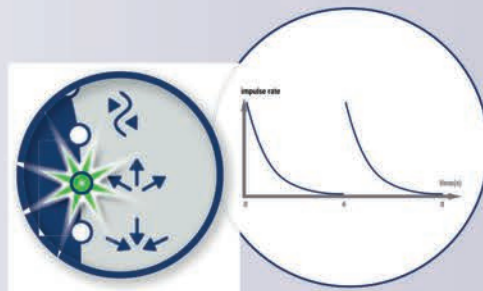
# Stimulation

- Without taking your eyes off the point detected, simply pressing on the «D/T» button triggers appropriate simulation for the patient's needs.
- **INNOVATION:** emission by frequency wobulation:
  - Alternate for **harmonisation**
  - Decreasing from 100 to 1 Hz in **dispersion**.
  - Rising between 1 and 100 Hz in **tonification**
- Option of working with Nogier\* frequency scanning.
- Automatic adaptation of stimulation intensity: no pain or burning sensation.
- Emission of a regular «BLEEP» indicating to the patient and to the therapist that stimulation is ongoing.
- Duration time set by a louder «BLEEP» every 30 seconds.
- Pressing again on «D/T» restarts detection without taking your eyes off the ear which is being investigated.




## HARMONISATION

This stimulation re-equilibrates the point and circulation in the meridian by alternating accelerations and decelerations of impulse frequency.



## DISPERSION (100 to 1 Hz)

In a few seconds you will disperse the Qi and remove energy stasis. Dispersion is obtained by decreasing the impulse emission frequency.



## TONIFICATION (1 to 100 Hz)

Rapid controlled stimulation of acupuncture points. Energising effect by accelerating impulse emission frequency.

---

«BLEEP» every 30 seconds

---

## Effective, light and ergonomic

An ideal  
**detector/stimulator**  
for the consulting  
room and for  
portable use.



Distributor stamp

CE 0123

Manufactured in France